

**LEGENDARY
PRODUCTS &
CUSTOMER
SERVICE**



**GPI
PRODUCT
CATALOG**



**PUMPS &
METERS**



**FULL LINE
OF QUALITY
PRODUCTS**

**MADE
IN THE
USA** 



"Look for the red label!"



**DOING
BUSINESS
SINCE
1972**



WE ARE GPI



Great Plains Industries is a leading manufacturer of fuel transfer pumps, diesel pumps and hand pumps. GPI has become the supplier of choice for truck mounted pumps, fleet fueling pumps, vane pumps and cabinet pumps. GPI is the #1 brand of fuel transfer pumps sold at retail.

GPI offers a full line of gasoline transfer pumps, diesel transfer pumps and fuel meters designed specifically for agricultural fueling, construction fueling and fleet fueling applications. We also have specific products for use with oil and chemicals.

GPI products are designed, engineered and tested to exacting standards before being introduced to the market. Products built by GPI are 100% functionally tested to ensure years of dependable service.

Most products from GPI carry a full, two-year warranty. We are proud to provide you with a quality product and excellent support after the sale. Should you have a problem with any GPI product or need replacement parts, contact our Technical Support staff at the factory for assistance.

CONTENTS

	ELECTRIC PUMPS 12-VOLT & 24-VOLT	4
	ELECTRIC PUMPS 115-VOLT & 230-VOLT	<i>Includes Cabinet Models, Remote Dispensers & Pump/Combo Units.</i> 8
	HAND PUMPS	14
	FUEL METERS	18
	OIL PUMPS & METERS	20
	CHEMICAL PUMPS & METERS 12-VOLT & 115-VOLT	<i>Includes Hand Pumps, Chemical and Water Meters.</i> 24
	ACCESSORIES	29
	REBUILT PRODUCTS	34
	SPECIALTY PUMPS	<i>Includes DEF, E85 and Methanol products.</i> 36

ELECTRIC PUMPS

CHOOSING A GPI ELECTRIC GEAR PUMP

When it comes to choosing an Electric Pump, GPI makes it easy! At Great Plains Industries, we recognize the differences in the needs of our customers. We developed a

 PUMP SPECS				
	MODEL	EZ-8	M-150S-EM	M-150S-MU or -AU
PART NUMBER	137100-01	110000-107	110000-99 w/manual nozzle 110000-100 w/auto nozzle 110000-104 w/manual nozzle and CE Approval 110000-105 w/auto nozzle and CE Approval	
VOLTAGE & TYPE	12-volt DC - Gear Explosion proof motor.	12-volt DC - Gear Explosion proof motor.	12-volt DC - Gear Explosion proof motor.	
FLOWRATE	Up to 8 GPM (30 LPM)	Up to 15 GPM (57 LPM)	Up to 15 GPM (57 LPM)	
DUTY CYCLE	15 min. On / 30 min. Off	30 min. On / 30 min. Off	30 min. On / 30 min. Off	
POWER CORD	15 ft. (4.6m) x 14/2 AWG	18 ft. (5.5m) x 12/2 AWG	18 ft. (5.5m) x 12/2 AWG	
NOZZLE	Manual Shutoff	Manual Shutoff	Choice of Manual or Automatic Shutoff	
INLET/OUTLET SIZE	3/4 in. / 3/4 in.	1 in. / 3/4 in.	1 in. / 3/4 in.	
SUCTION PIPE	Three-piece, Trim-to-fit	Two-piece, Trim-to-fit	Adjustable to 40 in.	
HOSE	10 ft. (3.0m) x 5/8 in.	10 ft. (3.0m) x 3/4 in.	12 ft. (3.7m) x 3/4 in.	
MOTOR PROTECTION	Internal, auxiliary temperature-limiting device.	Circuit breaker for long life.	Circuit breaker for long life.	
UNIQUE FEATURE	Gas station equivalent flow-rate - direct tank mounting.	Economy model with direct tank mounting.	Convenient Spin Collar for easy installation.	
USE WITH	Gasoline (alcohol blends E15), diesel fuel (biodiesel blends B20) and kerosene.			
APPROVALS	Motor is U.L. Listed to U.S. and Canadian Standards	U.L. Listed Motor. CSA Certified Flammable Liquid Dispenser.	U.L. Listed Motor. CSA Certified Flammable Liquid Dispenser.	
WARRANTY	2 Year	2 Year	2 Year	



CONTACT FACTORY FOR M-150S/FM-530 PUMP & METER COMBO UNITS.

pump family to meet your needs from 8 GPM to 25 GPM models. When fuel transfer time is more critical, move up to the 25 GPM pumps found in this section.

 PUMP SPECS				
	MODEL	M-150S-B100-MU or -AU	M-180S-ML or -AU	M-240S-MU
	PART NUMBER	110000-126 w/manual nozzle 110000-127 w/auto nozzle	110300-1 w/manual nozzle 110300-2 w/auto nozzle 110300-3 w/manual nozzle & CE Approval 110300-4 w/auto nozzle & CE Approval	110000-70 w/manual nozzle 110000-91 w/manual nozzle & CE Approval
	VOLTAGE & TYPE	12-volt DC - Gear Explosion proof motor.	12-volt DC - Gear Explosion proof motor.	24-volt DC - Gear Explosion proof motor.
	FLOWRATE	Up to 15 GPM (57 LPM)	Up to 18 GPM (69 LPM)	Up to 15 GPM (57 LPM)
	DUTY CYCLE	30 min. On / 30 min. Off	30 min. On / 30 min. Off	30 min. On / 30 min. Off
	POWER CORD	18 ft. (5.5m) x 12/2 AWG	18 ft. (5.5m) x 12/2 AWG	18 ft. (5.5m) x 12/2 AWG
	NOZZLE	Choice of Manual or Automatic Shutoff	Choice of Manual or Automatic Shutoff	Manual Shutoff
	INLET/OUTLET SIZE	1 in. / 3/4 in.	1 in. / 1 in.	1 in. / 3/4 in.
	SUCTION PIPE	Adjustable to 40 in.	Adjustable to 40 in.	Adjustable to 40 in.
	HOSE	12 ft. (3.7m) x 3/4 in.	12 ft. (3.7m) x 1 in.	12 ft. (3.7m) x 3/4 in.
	MOTOR PROTECTION	Circuit breaker for long life.	Circuit breaker for long life.	Circuit breaker for long life.
	UNIQUE FEATURE	 B100 Fuel requires a min. operating temp. of 40° F.	Improved flowrate and convenient Spin Collar.	Convenient Spin Collar for easy installation.
USE WITH	Gasoline (alcohol blends E15), diesel fuel (biodiesel blends B100) and Kerosene.	Gasoline (alcohol blends E15), diesel fuel (biodiesel blends B20) and kerosene.		
APPROVALS	U.L. Listed Motor. CSA Certified Flammable Liquid Dispenser.	U.L. Listed Motor. CSA Certified Flammable Liquid Dispenser.	U.L. Listed Motor. CSA Certified Flammable Liquid Dispenser.	
WARRANTY	2 Year	2 Year	2 Year	

ELECTRIC PUMPS

GPI HIGH-FLOW ELECTRIC VANE PUMPS

Special applications require a special pump. Do you need a high-flow 25 GPM pump to transfer fuel in a hurry? GPI offers models with or without hose and nozzle and with a



**PUMP
SPECS**






MODEL	M-3025-ML or -AD	M-3025CS-PO	M-3025CB-ML or -AD
PART NUMBER	133240-1 w/manual nozzle 133240-2 w/auto nozzle	133262-03 (Pump only model)	133265-03 w/manual nozzle 133265-04 w/auto nozzle
VOLTAGE & TYPE	12-volt DC - Vane	12-volt DC - Vane	12-volt DC - Vane
FLOWRATE	Up to 25 GPM (95 LPM)	Up to 25 GPM (95 LPM)	Up to 25 GPM (95 LPM)
DUTY CYCLE	30 min. On / 30 min. Off	30 min. On / 30 min. Off	30 min. On / 30 min. Off
POWER CORD	15 ft. (4.6m) of 10/3 AWG	15 ft. (4.6m) of 10/3 AWG	18 ft. (5.5m) power cord
NOZZLE	Choice of manual or automatic shutoff.	None	Choice of manual or automatic shutoff.
INLET/OUTLET SIZE	1 in. / 1 in.	1 in. / 1 in.	1 in. / 1 in.
SUCTION PIPE	None	None	None
HOSE	12 ft. (3.7m) x 1 in.	None	18 ft. (5.5m) x 1 in.
MOTOR PROTECTION	40 amp circuit breaker	40 amp circuit breaker	40 amp circuit breaker
UNIQUE FEATURE	Straight base, strainer screen without check valve.	Weight centering inlet base - includes check valve.	Weight centering inlet base - includes check valve.
USE WITH	Gasoline (alcohol blends E15), diesel fuel (biodiesel blends B20) and kerosene.		
APPROVALS	Motor is U.L. Listed to U.S. and Canadian Standards	Motor is U.L. Listed to U.S. and Canadian Standards	Motor is U.L. Listed to U.S. and Canadian Standards
WARRANTY	2 Year	2 Year	2 Year

WHY GPI?

GPI OFFERS MORE FEATURES THAN OTHER PRODUCT LINES.

straight or weight-centering base. These pumps fit high-flow applications requiring either a 12- or 24-volt DC pump. Contact GPI Customer Service for information on the best pump for your unique application.

 PUMP SPECS			
MODEL	M-3025-B100-ML or -AL	M-3425-ML or -AD	M-3425CS-PO
PART NUMBER	133240-07 w/manual nozzle 133240-08 w/auto nozzle	133260-01 w/manual nozzle 133260-02 w/auto nozzle	133262-04 (Pump only model)
VOLTAGE & TYPE	12-volt DC - Vane	24-volt DC - Vane	24-volt DC - Vane
FLOWRATE	Up to 25 GPM (95 LPM)	Up to 25 GPM (95 LPM)	Up to 25 GPM (95 LPM)
DUTY CYCLE	30 min. On / 30 min. Off	30 min. On / 30 min. Off	30 min. On / 30 min. Off
POWER CORD	15 ft. (4.6m) of 10/3 AWG	15 ft. (4.6m) of 10/3 AWG	15 ft. (4.6m) of 10/3 AWG
NOZZLE	Choice of manual or automatic shutoff.	Choice of manual or automatic shutoff.	None
INLET/OUTLET SIZE	1 in. / 1 in.	1 in. / 1 in.	1 in. / 1 in.
SUCTION PIPE	None	None	None
HOSE	12 ft. (3.7m) x 1 in.	12 ft. (3.7m) x 1 in.	None
MOTOR PROTECTION	40 amp circuit breaker	20 amp circuit breaker	20 amp circuit breaker
UNIQUE FEATURE	 B100 Fuel requires a minimum operating temperature of 40° F.	Straight base, strainer screen without check valve.	Weight centering inlet base - includes check valve.
USE WITH	Gasoline (alcohol blends E15), diesel fuel (biodiesel blends B100) and kerosene.	Gasoline (alcohol blends E15), diesel fuel (biodiesel blends B20) and kerosene.	Gasoline (alcohol blends E15), diesel fuel (biodiesel blends B20) and kerosene.
APPROVALS	Motor is U.L. Listed to U.S. and Canadian Standards	Motor is U.L. Listed to U.S. and Canadian Standards	Motor is U.L. Listed to U.S. and Canadian Standards
WARRANTY	2 Year	2 Year	2 Year

ELECTRIC PUMPS

CHOOSING A 115- OR 230-VOLT PUMP

The Vane Pumps shown here are either 115-volt or 230-volt AC Pumps designed for use in fixed locations. These models have been proven in rugged applications. Consider one of these



**PUMP
SPECS**



MODEL	M-1115S-MU or -AU	M-3120-ML or -AL	M-3130-ML or -AD
PART NUMBER	110000-81 w/manual nozzle 110000-82 w/auto nozzle	133200-1 w/manual nozzle 133200-2 w/auto nozzle	133220-1 w/manual nozzle 133220-2 w/auto nozzle
VOLTAGE & TYPE	115-volt AC - Gear Explosion proof motor.	115-volt AC - Vane	115- or 230-volt AC - Vane
FLOWRATE	Up to 12 GPM (45 LPM)	Up to 20 GPM (75 LPM)	Up to 30 GPM (114 LPM)
DUTY CYCLE	30 min. On / 30 min. Off	30 min. On / 30 min. Off	30 min. On / 30 min. Off
POWER CORD	None	None	None
NOZZLE	Choice of Manual or Automatic Shutoff	Choice of Manual or Automatic Shutoff	Choice of Manual or Automatic Shutoff
INLET/OUTLET SIZE	1 in. / 3/4 in.	1 in. / 3/4 in.	1-1/4 in. / 1 in.
SUCTION PIPE	Adjustable to 40 in.	None	None
HOSE	12 ft. (3.7m) x 3/4 in.	12 ft. (3.7m) x 3/4 in.	12 ft. (3.7m) x 1 in.
MOTOR PROTECTION	Internal auxiliary temperature- limiting device & circuit breaker.	Internal temperature- limiting device.	Internal temperature- limiting device.
UNIQUE FEATURE	Designed for stationary locations in fleet, agriculture or light industrial applications.	External switch coverplate allows for easy access and keeps the U.L. rating intact.	Unique strainer and poppet design allows for easy access and maintenance.
USE WITH	Gasoline (alcohol blends E15), diesel fuel (biodiesel blends B20) and kerosene.	Gasoline (alcohol blends E15), diesel fuel (biodiesel blends B20) and kerosene.	Gasoline (alcohol blends E15), diesel fuel (biodiesel blends B20) and kerosene.
APPROVALS	Pump and Motor are U.L. Listed and CSA Certified	U.L. Listed to U.S. and Canadian Standards	U.L. Listed to U.S. and Canadian Standards
WARRANTY	2 Year	2 Year	2 Year


WHY GPI?

GPI SERVES A VARIETY OF MARKET NEEDS WORLDWIDE.

models for construction, fleet or large farming applications. You can save time and money using one of these pumps to refuel. These high-flow pumps are reliable and durable.

GPI PUMP SPECS



MODEL	M-3120-B100-ML or -AL	M-3260-ML or -AL	M-3295-ML or -AL
PART NUMBER	133200-05 w/manual nozzle 133200-06 w/auto nozzle	133210-01 w/manual nozzle 133210-02 w/auto nozzle	133230-01 w/manual nozzle 133230-02 w/auto nozzle
VOLTAGE & TYPE	115-volt AC - Vane	230-volt AC - Vane	230-volt AC - Vane
FLOWRATE	Up to 20 GPM (75 LPM)	Up to 64 LPM @ 50 Hz 76 LPM @ 60 Hz	Up to 95 LPM @ 50 Hz 113.5 LPM @ 60 Hz
DUTY CYCLE	30 min. On / 30 min. Off	30 min. On / 30 min. Off	30 min. On / 30 min. Off
POWER CORD	None	None	None
NOZZLE	Choice of Manual or Automatic Shutoff	Choice of Manual or Automatic Shutoff	Choice of Manual or Automatic Shutoff
INLET/OUTLET SIZE	1 in. / 3/4 in.	1 in. BSPP / 3/4 in. BSPP	1-1/4 in. BSPP / 1 in. BSPP
SUCTION PIPE	None	None	None
HOSE	12 ft. (3.7m) x 3/4 in.	12 ft. (3.7m) x 3/4 in.	12 ft. (3.7m) x 1 in.
MOTOR PROTECTION	Internal temperature-limiting device.	Internal temperature-limiting device.	Internal temperature-limiting device.
UNIQUE FEATURE	 B100 Fuel requires a minimum operating temperature of 40° F.	Inlet/outlet connections are BSPP threads. Pump bung is 2 in. male BSPT.	Inlet/outlet connections are BSPP threads. Pump bung is 2 in. male BSPT.
USE WITH	Gasoline (alcohol blends E15), diesel fuel (biodiesel blends B100) and kerosene.	Use with diesel fuel.	Use with diesel fuel.
APPROVALS	Motor is U.L. Listed to U.S. and Canadian Standards	U.L. Listed Motor to U.S. and Canadian Standards. CE	U.L. Listed Motor to U.S. and Canadian Standards. CE
WARRANTY	2 Year	2 Year	2 Year

FUELING SYSTEMS



SPECS

Shown with optional base.

Shown with optional base.

Shown with filter (sold separately)



MODEL	CABINET MODEL FOR 115-VOLT	CABINET MODEL FOR 230-VOLT	230-VOLT PUMP & METER COMBO
PART NUMBER	133604-01 w/ M-3120 Pump. Meter is calibrated in gallons. 133604-02 w/ M-3120 Pump. Meter is calibrated in litres.	133604-04 w/ M-3220 Pump. Meter is calibrated in gallons. 133604-05 w/ M-3220 Pump. Meter is calibrated in litres. 133604-03 w/ M-3260 Pump. Meter is calibrated in litres.	133603-02 M-3295 / FM-530-L8B Meter is calibrated in litres.
VOLTAGE & TYPE	115-volt AC - Vane	230-volt AC - Vane	230-volt AC - Vane
FLOWRATE	Up to 20 GPM (76 LPM)	M-3220 delivers up to 20 GPM (76 LPM) @ 60 Hz or up to 17 GPM (64 LPM) @ 50 Hz M-3260 delivers up to 64 LPM @ 50 Hz.	Up to 95 LPM @ 50 Hz.
DUTY CYCLE	30 min. On / 30 min. Off	30 min. On / 30 min. Off	30 min. On / 30 min. Off
NOZZLE	Sold separately.	Sold separately.	Sold separately.
INLET/OUTLET SIZE	1 in. / 3/4 in.	1 in. / 3/4 in.	1-1/4" / 1" BSPP
SUCTION PIPE	None	None	Sold separately.
HOSE	M-3120 accepts NPT connection. Hose sold separately.	M-3220 accepts NPT connection. M-3260 accepts BSPT connection. Hose sold separately.	Hose and nozzle sold separately.
PRODUCT INCLUDES	M-3120 Pump, FM-530 Meter & Tank Adapter	Pump, FM-530 Meter & Tank Adapter	M-3295 Pump with FM-530 Meter.
UNIQUE FEATURE	Pump and meter are combined in a self-contained cabinet.	Designed for 230-volt applications.	Designed for 230-volt applications.
USE WITH	Gasoline (alcohol blends E15), diesel fuel (biodiesel blends B20) and kerosene.	CM-3220: Gasoline (alcohol blends E15), diesel fuel (biodiesel blends B20) and kerosene. CM-3260: Diesel fuel only.	Diesel fuel only.
APPROVALS	U.L. Listed to U.S. and Canadian Standards	CM-3220: U.L. Listed to U.S. and Canadian Standards. CM-3260: CE	Motor is U.L. Listed and CSA Certified. CE
WARRANTY	2 Year	2 Year	2 Year

FOR FLEET OR FILL STATIONS

Fuel Delivery Systems come in Cabinet models, a Remote Dispenser unit and as combination pump/meter units (Combos).



SPECS



The 115-volt AC Vane Pump is available with the **M-3120** or **M-3130 Pump** and includes the **FM-530 Meter**, 12 feet of hose and choice of manual or automatic nozzle. Meter is calibrated in gallons or litres.

MODEL

115 & 230-VOLT PUMP & METER COMBOS (ASSEMBLED)

PART NUMBER

M-3120 PUMPS

M-3130 PUMPS

CALIBRATED IN GALLONS

- 133600-09 **M-3120-ML / FM-530-G6N**
With manual nozzle - 3/4 in. NPT outlet.
- 133600-10 **M-3120-AL / FM-530-G6N**
With auto nozzle - 3/4 in. NPT outlet.
- 133600-11 **M-3120-PO / FM-530-G6N**
Hose and nozzle sold separately - 3/4" NPT outlet.
- 133600-12 **M-3120-PO / FM-530-G8N**
Hose and nozzle sold separately - 1 in. NPT outlet.

- 133601-09 **M-3130-ML / FM-530-G8N**
With manual nozzle - 1 in. NPT outlet.
- 133601-10 **M-3130-AD / FM-530-G8N**
With auto nozzle - 1 in. NPT outlet.
- 133601-11 **M-3130-PO / FM-530-G8N**
Hose and nozzle sold separately - 1 in. NPT

CALIBRATED IN LITRES

- 133600-13 **M-3120-ML / FM-530-L6N**
With manual nozzle - 3/4 in. NPT outlet.
- 133600-14 **M-3120-AL / FM-530-L6N**
With auto nozzle - 3/4 in. NPT outlet.
- 133600-15 **M-3120-PO / FM-530-L8N**
Hose and nozzle sold separately - 1 in. NPT outlet.

- 133601-12 **M-3130-ML / FM-530-L8N**
With manual nozzle - 1 in. NPT outlet.
- 133601-13 **M-3130-AD / FM-530-L8N**
With auto nozzle - 1 in. NPT outlet.
- 133601-14 **M-3130-PO / FM-530-L8N**
Hose and nozzle sold separately - 1 in. NPT outlet.

FLOWRATE

Up to 20 GPM (75 LPM)

Up to 30 GPM (113 LPM)

VOLTAGE & TYPE

115-volt AC - Vane

115/230 -volt AC - Vane

DUTY CYCLE

30 min. On / 30 min. Off

NOZZLE

Choose automatic or manual shutoff nozzle.

PRODUCT INCLUDES

Either M-3120 or M-3130 Pump, FM-530 Meter, 12 ft. of Hose, Tank Adapter and choice of nozzle. (Power Cord and Suction Pipe not included.)

USE WITH

Gasoline (alcohol blends E15), diesel fuel (biodiesel blends B20) and kerosene.

APPROVALS

Pump and motor are U.L. Listed to U.S. and Canadian Standards. Meter is U.L. Listed.

Pump is U.L. Listed to U.S. and Canadian Standards. U.L. Listed and CSA Certified motor. Meter is U.L. Listed.

WARRANTY

2 Year

FUELING SYSTEMS



SPECS



Optional Base



MODEL

FM-530 REMOTE DISPENSER

Pump sold separately.

Accessories sold separately.

Order 133200-10 for 20 GPM Pump;
Order 13353302 for Vacuum Breaker Kit

Order 133220-05 for 30 GPM Pump;
Order 13353303 for Vacuum Breaker Kit

Order 133511-01 for Optional Cabinet Base
(shown here)

Order 133533-01 for Mounting Shelf Kit
(fits on either front or side of tank)

PART NUMBER

13330002 with hose and automatic shutoff nozzle - calibrated in gallons
13330004 with hose and automatic shutoff nozzle - calibrated in litres
13330005 Remote Dispenser only - calibrated in gallons
13330006 Remote Dispenser only - calibrated in litres

VOLTAGE & TYPE

115/230 -volt - Dispenser Unit

**FLOWRATE
of GPI pumps
(sold separately)**

M-3120-RDP - 20 GPM (76 LPM) or
M-3130-RDP - 30 GPM (114 LPM)

DUTY CYCLE

N/A

POWER CORD

None

HOSE & NOZZLE

Order model with hose 12 ft. (3.7m) x 3/4" and automatic shutoff nozzle or "unit only" model.
Customer supplies hose and nozzle on "unit only" model.

INLET/OUTLET SIZE

N/A

SUCTION PIPE

None

PRODUCT INCLUDES

Dispenser, Solenoid and FM-530 Meter. Hose, nozzle and nozzle holder comes with select models.

UNIQUE FEATURE

Durable unit mounts on fuel tanks for easy refueling.
Mounting kit sold separately. Order 133533-01.

USE WITH

Gasoline (alcohol blends E15), diesel fuel (biodiesel blends B20) and kerosene.

APPROVALS

U.L. Listed to U.S. and Canadian Safety Standards.

WARRANTY

2 Year

EMERGENCY FUEL SYSTEM

GPI PROVIDES EMERGENCY OPTIONS

GPI's Emergency Fuel System pumps fuel from storage tanks when electric power is out. The system includes a heavy-duty fuel pump, fuel filter, digital fuel meter and accessories. This product is a great way to pump fuel from either underground or above-ground fuel tanks.



SYSTEM	EMERGENCY FUEL CART
PART NUMBER	13328001
PUMP	M-3025CS Heavy-duty Fuel Pump
METER	01A31GM Digital Fuel Meter
DIMENSIONS	15" Width x 20" Depth x 38" Height
DUTY CYCLE	30 min. On / 30 min. Off
POWER	DC Voltage (input) - 12 VDC Full-load Current Draw - 35 Amps
SYSTEM INCLUDES	Filter system, nozzle, discharge hose, suction hose, 25 ft. power cord, jumper cables, riser, sump cover and ground wire.
WEIGHT	107 lbs.
WARRANTY	2 Year

Roll the Emergency Fuel Cart to your aboveground or underground fuel tank. Connect the jumper cables provided to a standard car battery for power source. The 22 ft. suction hose feeds into the tank easily.

The GPI system comes complete and installs in minutes. Pump 8-10 GPM with 14 ft. suction height and 4 ft. discharge height. Automatic shutoff nozzle included for hand-free pumping.



HAND PUMPS

CHOOSING A GPI HAND PUMP

At GPI, we've improved our selection of hand pumps to fit nearly every customer application. The **HP-100®** and **HP-90** models, pump fluid on both the push and pull strokes for fast delivery. All of our hand pumps are portable, install quickly, reduce lifting and



**PUMP
SPECS**

WORLD'S HIGHEST

FLOW HAND PUMP



MODEL	HP-100-NUL or HP-100-UL	HP-90
PART NUMBER	114000-5 is non-U.L. Listed Model 114000-10 is U.L. Listed Model	131000-1
PUMP TYPE	Piston	Piston
FLOWRATE	Up to 50 gallons (89 litres) per 100 strokes.	Up to 25 gallons (95 litres) per 100 strokes.
NOZZLE TYPE	114000-5 is Thermoplastic 114000-10 is Metal	Thermoplastic
HOSE TYPE	114000-5 Buna-N® without static wire 114000-10 with static wire	Buna-N® without static wire
HOSE SIZE	8 ft. (2.5m) x 3/4 in.	8 ft. (2.5m) x 3/4 in.
TANK FITTING	2 in. NPT	2 in. NPT
INLET/OUTLET SIZE	1 in. / 3/4 in.	1 in. / 3/4 in.
SUCTION PIPE	Adjustable to 40 in.	Two-piece, Trim-to-fit
UNIQUE FEATURE	Premium pump moves fluid on both push and pull strokes. Lockable.	Dual action economy pump.
USE WITH	Diesel fuel (biodiesel blends B20), gasoline (alcohol blends E15), hydraulic fluid, kerosene and oil (up to 30 wt.).	Diesel fuel (biodiesel blends B20), gasoline (alcohol blends E15), hydraulic fluid, kerosene and oil (up to 10 wt.).
APPROVALS	U.L. Listed for HP-100-UL Model	None
WARRANTY	2 Year	2 Year


WHY GPI?

**GPI'S PRODUCT
QUALITY IS
SECOND TO NONE.**

prevent messy fluid transfer. This section provides a variety of hand pumps for use with fuel, oils, hydraulic or transmission fluids and kerosene. Compare the features you need to those in the hand pump section to determine the best pump for you.



PUMP SPECS



MODEL	RP-10-UL	RP-5
PART NUMBER	123000-06	129003-1
PUMP TYPE	Rotary	Rotary
FLOWRATE	Up to 10 gallons (38 litres) per 100 revolutions.	Up to 8 gallons (30 litres) per 90 revolutions.
NOZZLE TYPE	Metal	Spout
HOSE TYPE	U.L. Listed gasoline hose with S.S. static wire	N/A
HOSE SIZE	8 ft. (2.5m) x 3/4 in.	N/A
TANK FITTING	2 in. NPT	2 in. NPT
INLET/OUTLET SIZE	1 in. / 3/4 in.	N/A
SUCTION PIPE	Adjustable to 40 in.	Three-piece metal
UNIQUE FEATURE	Rotary action and handle locks for security.	Basic, rotary action pump.
USE WITH	Diesel fuel (biodiesel blends B20), gasoline (alcohol blends E15), hydraulic fluid, kerosene and oil (up to 30 wt.).	Diesel fuel, hydraulic fluid, kerosene and oil (up to 10 wt.). Do not use with gasoline.
APPROVALS	U.L. Listed	None
WARRANTY	2 Year	90 Days

HAND PUMPS

GPI ECONOMY HAND PUMPS

GPI economy hand pumps are great for specific projects. Our hand pumps are portable, come complete and install quickly. These inexpensive pumps are great to have on hand around



**PUMP
SPECS**



MODEL	BP-10	BP-12
PART NUMBER	129020-1	129010-1
PUMP TYPE	Plunger	Lever
FLOWRATE	Up to 1.5 pints per stroke.	Up to 1 pint per stroke.
NOZZLE TYPE	Spout	Spout
TANK FITTING	2 in. NPT	2 in. NPT
SUCTION PIPE	Adjustable via sliding bung adapter.	Telescoping suction pipe.
UNIQUE FEATURE	Spout screws off for garden hose attachment.	Convenient lever handle on a barrel pump.
USE WITH	Hydraulic fluid, lightweight petroleum products, oils (up to 90 wt. at or above 60° F) and transmission fluid.	Antifreeze, kerosene, lightweight petroleum products and oils (up to 90 wt. at or above 60° F).
APPROVALS	None	None
WARRANTY	90 Days	90 Days

WHY GPI?

GPI ORDERS ARE SHIPPED TO THE PROMISE DATE 99% OF THE TIME.

the farm, garage or shop. If you don't find the pump you need here, please contact GPI Customer Service for expert help choosing the best hand pump.



PUMP SPECS







MODEL	CP-5	LP-50
PART NUMBER	129002-1M12	129000-1
PUMP TYPE	Plunger	Lever
FLOWRATE	Up to 8 ounces per stroke.	Up to 1 pint per stroke.
NOZZLE TYPE	Clear tubing	Molded Acetal spout
TANK FITTING	Slips into 5 gallon pail.	2 in. NPT
SUCTION PIPE	N/A	Expandable to fit drums to 36 in. deep.
UNIQUE FEATURE	Portable – No special tools to install.	Unique design for smooth and easy strokes. Design eliminates seal leakage.
USE WITH	Hydraulic fluid, transmission fluid and motor oil (up to 90 wt. at or above 60° F).	Use with most agri-chemicals, water and antifreeze. Do not use with Roundup® concentrate, kerosene, windshield washer or flammable fluids.
APPROVALS	None	None
WARRANTY	90 Days	90 Days

FUEL METERS

CHOOSING A GPI MECHANICAL METER

GPI Mechanical Meters are economical and rugged with many years of proven performance. The **FM-530 Meter** fits virtually all mounting applications. The unique 90° incremental inlet/outlet rotation makes installation easy and reduces the need for elbows.

 METER SPECS			
MODEL	FM-100	FM-200	FM-530
PART NUMBER	111200-1 (1" NPT, gallons) 111200-18 (3/4" NPT, gallons) ----- 111200-10 (1" NPT, litres) 111200-19 (3/4" NPT, litres) 111200-12 (1" BSPP, litres) 111200-22 (3/4" BSPP, litres)	111200-4 (1" NPT, gallons) 111200-20 (3/4" NPT, gallons) ----- 111200-13 (1" NPT, litres) 111200-21 (3/4" NPT, litres) 111200-15 (1" BSPP, litres) 111200-23 (3/4" BSPP, litres)	126000-19 (3/4" NPT, gallons) 126000-20 (1" NPT, gallons) 126000-25 (1-1/2" NPT, gallons) ----- 126000-21 (3/4" NPT, litres) 126000-23 (1" NPT, litres) 126000-27 (1-1/2" NPT, litres) 126000-22 (3/4" BSPP, litres) 126000-24 (1" BSPP, litres) 126000-28 (1-1/2" BSPP, litres)
CONSTRUCTION & TYPE	Aluminum - Mechanical Nutating Disc	Aluminum - Mechanical Nutating Disc	Aluminum - Mechanical Nutating Disc
GALLON & LITRE MODELS	Order gallon or litre model.	Order gallon or litre model.	Order gallon or litre model.
FLOW RANGE	4-20 GPM (15-75 LPM)	4-20 GPM (15-75 LPM)	5-30 GPM (19-114 LPM)
ACCURACY	+/- 2% of reading	+/- 2% of reading	+/- 2% of reading
PRESSURE RATING	50 PSI	50 PSI	50 PSI
FIELD CALIBRATION	Yes	Yes	Yes
INLET/OUTLET SIZES	3/4 in. or 1 in. NPT	3/4 in. or 1 in. NPT	3/4 in., 1 in. or 1-1/2 in. NPT or BSPP available
DISPLAY	Max. Batch Total is 4-digits	Max. Batch Total is 4-digits	Max. Batch Total is 4-digits
UNIQUE FEATURE	Built-in filter protects the equipment being fueled.	Quick access to the internal strainer makes cleanup easy.	Large, easy to read display with push button reset.
USE WITH	Gasoline (alcohol blends E15), diesel fuel (biodiesel blends B20) and kerosene. Do not use with water or chemicals.		
APPROVALS	U.L. Listed on NPT models. CE on BSPP models.	U.L. Listed on NPT models. CE on BSPP models.	U.L. Listed on NPT models.
WARRANTY	2 Year	2 Year	2 Year

WHY GPI?

GPI SHIPS ORDERS IN 3 DAYS OR LESS.

CHOOSING AN ELECTRONIC DIGITAL METER

When choosing a GPI Electronic Digital Meter start by asking how the meter will be used. Consider the application and fluid compatibility to determine the best meter for you. These meters are compact and lightweight, just what you need at the end of a fuel hose before the nozzle. Contact GPI Customer Service at **1-800-835-0113** if you need help choosing a meter.

**METER
SPECS**



“Look for the red label!”



“Look for the silver label!”




MODEL	01A SERIES	03A SERIES
PART NUMBER	113255-1 (1" NPT, gallons) 113255-2 (1" NPT, litres) 113255-3 (1" ISO, litres) 113255-12 (1" BSPP, litres)	113900-9500 (1" NPT, gallons & litres) * 113900-9501 (1" NPT, gallons & litres) 113900-9502 (2" NPT, gallons & litres)
CONSTRUCTION & TYPE	Aluminum - Turbine Meter	Aluminum - Turbine Meter
GALLON & LITRE MODELS	Order gallon or litre model.	Comes with gallon and litre display.
FLOW RANGE	3-30 GPM (10-100 LPM)	0.3-3 GPM (1-11 LPM) – 113900-9500 3-50 GPM (11-190 LPM) – 113900-9501 30-300 GPM (114-1,135 LPM) – 113900-9502
POWERED BY	Two AAA batteries	Lithium battery (approximately 1 year use)
ACCURACY	+/- 5.0% of reading	+/- 1.5% of reading
PRESSURE RATING	300 PSI	300 PSI
FIELD CALIBRATION	No	Yes
INLET/OUTLET SIZES	1 in. NPT w/3/4 in. reducer fittings available	1 in. and 2 in. NPT
DISPLAY	Max. Batch Total is 4-digits	Max. Batch Total is 6-digits
UNIQUE FEATURE	Weighs just 12 oz. to mount at the hose end.	Provides both Batch and Cumulative totals.
USE WITH	Gasoline (alcohol blends E15), diesel fuel (biodiesel blends B20) and kerosene. Do not use with water or chemicals.	
APPROVALS	CE on litre models.	CE, FM, U.L. Classified to Canadian Standards and ATEX-ANNEX VIII.
WARRANTY	2 Year	1 Year

* Accuracy on this model can vary up to ±5% depending on installation and fluid type.

OIL PUMPS

CHOOSING A GPI OIL PUMP



GPI Oil Pumps are specifically designed for use with high viscosity fluids like oil. These weatherproof pumps will give you years of service when used with the correct fluids. Consider the viscosity of the fluid being pumped and the temperature range when choosing the best

 <p>PUMP SPECS</p>		
MODEL	L 5016*	P-200-BV
PART NUMBER	142100-03	118000-9
VOLTAGE & TYPE	12-volt DC Aluminum Housing - Gerotor Gear	12-volt DC Molded Plastic Housing - Gear
FLOWRATE	Up to 16 QPM (15 LPM)	Up to 8 GPM (30 LPM)
DUTY CYCLE	30 min. On / 30 min. Off	30 min. On / 30 min. Off
POWER CORD	Minimum Gauge: 10/3 (not supplied) Do not exceed 15 ft. of cord.	15 ft. (4.6m) of 10/3 cord.
NOZZLE	3/4 in. Ball Valve Nozzle	1 in. Ball Valve Nozzle
INLET/OUTLET SIZE	1 in. / 3/4 in.	1 in. / 1 in.
SUCTION PIPE	Two-piece	Adjustable to 40 in.
HOSE	8 ft. (2.5m) x 3/4 in.	12 ft. (3.7m) x 1 in.
MOTOR PROTECTION	Requires a 50 amp automotive-type fuse. (not supplied)	25 amp Inline Fuse (supplied)
UNIQUE FEATURE	Lightweight, rugged motor offers long life with limited maintenance.	Built-in handle with convenient Spin Collar for easy installation.
USE WITH	Oil (up to 90 wt.), waste oil, hydraulic fluid, antifreeze and non-flammable oil-based solvents.	Thin to medium lubricants up to 30 wt. oil. Do not use with gasoline or diesel fuel.
APPROVALS	Motor is U.L. Recognized Component and CSA Approval.	CSA Certified
WARRANTY	1 Year	2 Year

WHY GPI?

**GPI OFFERS
TRAINING AND
EARLY PAYMENT
DISCOUNTS.**





oil pump for your application. *Contact GPI Customer Service for information about the portable cart (142102-1) for these oil pumps.

GPI PUMP SPECS	LIGHTWEIGHT AND EASY TO MOVE		
			
MODEL	L 5116*	L 5132*	PA-200-BV
PART NUMBER	142100-01	142100-02	118003-11
VOLTAGE & TYPE	115/230 -volt AC - Aluminum Housing - Gerotor Gear	115/230 -volt AC - Aluminum Housing - Gerotor Gear	115-volt AC - Molded Plastic Housing - Gear
FLOWRATE	Up to 16 QPM (15 LPM)	Up to 32 QPM (30 LPM)	Up to 8 GPM (30 LPM)
DUTY CYCLE	30 min. On / 30 min. Off	30 min. On / 30 min. Off	30 min. On / 30 min. Off
POWER CORD	36" 3-prong Grounded Plug	36" 3-prong Grounded Plug	3-prong Power Connector - 16 in.
NOZZLE	3/4 in. Ball Valve Type	3/4 in. Ball Valve Type	1 in. Ball Valve Type
INLET/OUTLET SIZE	1 in. / 3/4 in.	1 in. / 3/4 in.	1 in. / 1 in.
SUCTION PIPE	Two-piece	Two-piece	Adjustable to 40 in.
HOSE	8 ft. (2.5m) x 3/4 in.	8 ft. (2.5m) x 3/4 in.	12 ft. (3.7m) x 1 in.
MOTOR PROTECTION	Thermally Protected	Thermally Protected	Thermally Protected
UNIQUE FEATURE	Rugged 1/2 hp motor design for long life and limited maintenance.	1 hp motor provides power and performance year after year.	Built-in handle for portability and ease of use.
USE WITH	Oil (up to 90 wt.), waste oil, hydraulic fluid, antifreeze and non-flammable oil-based solvents.	Oil (up to 90 wt.), waste oil, hydraulic fluid, antifreeze and non-flammable oil-based solvents.	Petroleum based products, thin to medium lubricants and oil (up to 30 wt.)
APPROVALS	Motor is U.L. Recognized Component and CSA Approval.	Motor is U.L. Recognized Component and CSA Approval.	CSA Certified
WARRANTY	1 Year	1 Year	2 Year

OIL METERS

CHOOSING A GPI OIL METER

GPI Oil Meters come in a variety of styles and include more features than other lines. The chart below shows both mechanical and electronic digital meters. Match

 METER SPECS			
MODEL	LM50D	LM50M	LM50P
PART NUMBER	LM50DN (1/2" NPT) LM50DB (1/2" BSPT)	LM50MNG (1/2" NPT, gallons) LM50MBG (1/2" BSPT, gallons) LM50MNL (1/2" NPT, litres) LM50MBL (1/2" BSPT, litres) LM50MNQ (1/2" NPT, quarts) LM50MBQ (1/2" BSPT, quarts)	LM50PN (1/2" NPT) LM50PB (1/2" BSPT)
CONSTRUCTION & TYPE	Aluminum - Oval Gear	Aluminum - Oval Gear	Aluminum - Oval Gear
GALLON & LITRE MODELS	Comes with gallon and litre display.	Order gallon, litre or quart models.	Comes with gallon and litre output.
FLOW RANGE	0.26-7.8 GPM (1-30 LPM) @ 5-1,000 cps	0.26-7.8 GPM (1-30 LPM) @ 5-1,000 cps	0.26-7.8 GPM (1-30 LPM) @ 5-1,000 cps
ACCURACY	+/- 0.5% of reading	+/- 1% of reading	+/- 0.5% of reading
PRESSURE RATING	1500 PSI	1500 PSI	1500 PSI
FIELD CALIBRATION	No	No	No
INLET/OUTLET SIZES	1/2" NPT or BSPT	1/2" NPT or BSPT	1/2" NPT or BSPT
DISPLAY	6-digit Display	7-digit Display	None
UNIQUE FEATURE	Easy-to-read digital display with protective boot.	Mechanical (requires no batteries) high pressure meter.	Provides pulse output with both Reed Switch and Hall Effect output.
USE WITH	Engine oils, transmission fluid (maximum viscosity SAE 140) or antifreeze. Do not use with excessively dirty fluids or fluids with particles without installing a filter.		
APPROVALS	None	None	None
WARRANTY	1 Year	1 Year	1 Year

WHY GPI?

OUR PRODUCT LINE
INCLUDES METERS FOR
FUEL, OIL AND WATER.

your application to the specifications found here. GPI Customer Service can recommend the right product for your needs.



METER SPECS



MODEL	LM-200	LM-300
PART NUMBER	111316-01 (1" NPT inlet/outlet) 111316-04 (3/4" NPT inlet/outlet)	120000-28 (1" NPT inlet/outlet) Bushings included.
CONSTRUCTION & TYPE	Aluminum - Mechanical, Nutating Disc	PBT Polyester - Nutating Disc
FLOWRATE TYPE	Quarts	Quarts or Litres
FLOW RANGE	16-80 QPM (15-76 LPM)	8-80 QPM (7.5-76 LPM)
ACCURACY	+/- 2% of reading	+/- 2% of reading
PRESSURE RATING	50 PSI	50 PSI
FIELD CALIBRATION	Yes	Yes
INLET/OUTLET SIZES	LM200-Q8N 1 in. NPT LM200-Q6N 3/4 in. NPT	1 in. NPT (3/4 in. bushing included)
DISPLAY	4-digit Display	6-digit Display
UNIQUE FEATURE	Internal strainer helps reduce maintenance.	Two calibration curves set at factory with a third field calibration curve available.
USE WITH	Hydraulic fluid and up to 30 wt. oil. Do not use with flammable fluids.	Motor oil, gear oil, hydraulic oil, antifreeze, ATF and waste oil. Do not use with flammable fluids or antifreeze that exceeds 50% water.
APPROVALS	None	None
WARRANTY	1 Year	1 Year

CHEMICAL PUMPS

CHOOSING A GPI CHEMICAL PUMP

GPI 12-volt and 115-volt Chemical Pumps are designed for use with today's most common herbicides. Pump materials ensure years of dependable service from your GPI



**PUMP
SPECS**






MODEL	P-120H	P-200H
PART NUMBER	118000-1 (includes 2-in. union ring) 118201-1 (includes 4-in. spin collar mount) 118602-9 (comes as a Tote-a-Pump assembly)	118000-2 (includes 2-in. union ring) 118201-2 (includes 4-in. spin collar mount) 118602-10 (comes as a Tote-a-Pump assembly)
VOLTAGE & TYPE	12-volt DC - Molded Plastic Housing - Gear	12-volt DC - Molded Plastic Housing - Gear
FLOWRATE	Up to 12 GPM (45 LPM)	Up to 8 GPM (30 LPM)
DUTY CYCLE	30 min. On / 30 min. Off (cycle will vary with viscosity and temperature)	30 min. On / 30 min. Off (cycle will vary with viscosity and temperature)
POWER CORD	20 ft. (6.1m)	15 ft. (4.6m)
NOZZLE	Order separately (kit available)	Order separately (kit available)
INLET/OUTLET SIZE	1 in. / 1 in.	1 in. / 1 in.
SUCTION PIPE	Order separately (kit available)	Order separately (kit available)
HOSE	Order separately (kit available)	Order separately (kit available)
MOTOR PROTECTION	20 amp inline fuse (supplied)	25 amp inline fuse (supplied)
UNIQUE FEATURE	Built-in handle with convenient spin collar for easy installation.	The pump of choice for thicker chemicals.
USE WITH	Thin Chemicals (0 to 10 centipoise viscosity) Do not use with gasoline, diesel fuel or micro-encapsulated chemicals.	Medium / Thick Chemicals (10 to 450 centipoise viscosity) Do not use with gasoline, diesel fuel or micro-encapsulated chemicals.
APPROVALS	CSA Certified	CSA Certified
WARRANTY	2 Year	2 Year

WHY GPI?

**CALL GPI'S TOLL-FREE
CUSTOMER SUPPORT
HOTLINE AND YOU'LL
SPEAK TO A REAL PERSON.**

Chemical Pump. Typical applications include but are not limited to agriculture, hobby farm and landscape or lawn and garden services. Chemical compatibility is critical when choosing the best pump for the job.

 <p>PUMP SPECS</p>		
MODEL	PA-120H	PA-200H
PART NUMBER	118003-1 (includes 2-in. union ring) 118003-3 (includes 4-in. spin collar mount) 118602-11 (comes as a Tote-a-Pump assembly)	118003-2 (includes 2-in. union ring) 118003-4 (includes 4-in. spin collar mount) 118602-12 (comes as a Tote-a-Pump assembly)
VOLTAGE & TYPE	115-volt AC - Molded Plastic Housing - Gear	115-volt AC - Molded Plastic Housing - Gear
FLOWRATE	Up to 12 GPM (45 LPM)	Up to 8 GPM (30 LPM)
DUTY CYCLE	30 min. On / 30 min. Off (cycle will vary with viscosity and temperature)	30 min. On / 30 min. Off (cycle will vary with viscosity and temperature)
POWER CORD	Three-prong power connector pigtail	Three-prong power connector pigtail
NOZZLE	Order separately (kit available)	Order separately (kit available)
INLET/OUTLET SIZE	1 in. / 1 in.	1 in. / 1 in.
SUCTION PIPE	Order separately (kit available)	Order separately (kit available)
HOSE	Order separately (kit available)	Order separately (kit available)
MOTOR PROTECTION	Automatic thermal protector & circuit breaker	Automatic thermal protector & circuit breaker
UNIQUE FEATURE	Built-in handle with convenient spin collar for easy installation.	The pump of choice for thicker chemicals.
USE WITH	Thin Chemicals (0 to 10 centipoise viscosity) Do not use with gasoline, diesel fuel or micro-encapsulated chemicals.	Medium / Thick Chemicals (10 to 450 centipoise viscosity) Do not use with gasoline, diesel fuel or micro-encapsulated chemicals.
APPROVALS	CSA Certified	CSA Certified
WARRANTY	2 Year	2 Year

HAND PUMPS FOR CHEMICALS

WHAT'S DIFFERENT ABOUT PUMPING CHEMICALS?

Harsh chemicals require a different kind of pump. Chemicals can make mush of internal seals and pit the internals of a pump that is not specifically designed for chemicals. Our products are tested inside and out to resist the damage caused by chemicals. Contact GPI Customer Service at **1-800-835-0113** if you have questions about chemical compatibility.



**PUMP
SPECS**

WORLD'S HIGHEST FLOW



**HAND
PUMP**



MODEL	HP-100C-2TC	LP-50
PART NUMBER	114000-11	129000-1
PUMP TYPE	Piston	Lever
FLOWRATE	Up to 50 gallons per 100 strokes.	Up to 1 pint per stroke.
NOZZLE TYPE	Thermoplastic	Molded Acetal Spout
HOSE TYPE	Chemical	None
HOSE SIZE	8 ft. (2.5m) x 3/4 in.	None
TANK FITTING	2 in. NPT	2 in. NPT
INLET/OUTLET SIZE	1 in. / 3/4 in.	N/A
SUCTION PIPE	Adjustable to 40 in.	Adjustable to 36 in.
UNIQUE FEATURE	Pump moves fluid on both push and pull strokes.	Unique design for smooth and easy strokes.
USE WITH	Thin to thick chemicals up to 3,000 centipose viscosity. Do not use with fuel products or water.	Water, petroleum products and agricultural chemicals. Do not use with kerosene, windshield washer fluid or flammable fluids.
APPROVALS	None	None
WARRANTY	2 Year	90 Day

METERS FOR CHEMICALS

CHOOSING A GPI CHEMICAL METER

Today's chemicals require tough meters. GPI's meters are **designed & tested** with the most popular agricultural chemicals in mind. When used as directed, customers will enjoy many years of dependable service from these products.



**METER
SPECS**





MODEL	FM-100H	FM-300H
PART NUMBER	111200-7 (1 in. NPT, gallons) 111200-16 (1 in. NPT, litres) 111200-17 (1 in. BSPP, litres)	120000-1 (1 in. NPT, gallons) Canadian customers order 120000-2 (1 in. NPT, litres)
CONSTRUCTION & TYPE	Aluminum - Mechanical Nutating Disc	PBT Polyester - Nutating Disc
GALLON & LITRE MODELS	Order gallon or litre model.	Comes with gallon and litre display.
FLOW RANGE	4-20 GPM (15-75 LPM)	2-20 GPM (7-75 LPM)
ACCURACY	Factory calibration is +/- 2% of reading Field calibration is +/- 1% of reading	Factory calibration is +/- 2% of reading Field calibration is +/- 0.5% of reading
PRESSURE RATING	50 PSI	50 PSI
FIELD CALIBRATION	Yes	Yes
INLET/OUTLET SIZES	1 in.	1 in.
THREAD TYPE	NPT or BSPP depending on model.	NPT
DISPLAY	Keeps both Batch and Cumulative totals. Maximum Batch total is 4-digits.	Electronic display keeps Batch & Cumulative totals. Maximum value is 999,999 (x 100).
UNIQUE FEATURE	Includes built-in strainer.	Mounts easily on hose end, pumps or fluid transfer systems.
USE WITH	Most herbicides and other chemicals compatible with meter materials. Do not use with water.	Fertilizers, oil, pesticides and water. Do not use with gasoline, diesel or flammable liquids.
APPROVALS	None	None
WARRANTY	2 Year	2 Year

WATER METERS

GPI PROVIDES WATER METER OPTIONS

GPI offers three different options for water meters. Choose the **TM Meters** when you have a high-volume, water application.

SPECS			
		“Look for the silver label!”	“Look for the blue label!”
MODEL	01N SERIES	03N SERIES	TM SERIES
PART NUMBER	113255-4 (1 in. NPT, gallons) 113255-5 (1 in. NPT, litres) 113255-6 (1 in. ISO, litres)	113900-9510 0.3-3 GPM 113900-9511 3-50 GPM	TM050 1/2 in. TM075 3/4 in. TM100 1 in. TM150 1-1/2 in. TM200 2 in. TM300 3 in. TM400 4 in.
CONSTRUCTION & TYPE	Nylon - Electronic Digital	Nylon - Electronic Digital	Schd. 80 PVC - Turbine
DISPLAY	4-digit LCD	6-digit LCD	6-digit LCD
GALLON OR LITRE MODEL	Order gallon or litre model.	Comes with gallon & litre display.	Comes with gallon & litre display.
FLOW RANGE	3-30 GPM (10-100 LPM)	Depends on the model. (see above)	1/2 in. 1-10 GPM 3/4 in. 2-20 GPM 1 in. 5-50 GPM 1-1/2 in. 10-100 GPM 2 in. 20-200 GPM 3 in. 40-400 GPM 4 in. 60-600 GPM
POWERED BY	Two AAA batteries	Lithium battery	Lithium battery
ACCURACY	+/- 2.5% of reading	+/- 1.5% of reading	+/- 3.0% of reading
PRESSURE RATING	150 PSI	150 PSI	225 PSI
FIELD CALIBRATION	No	Yes	Yes
INLET/OUTLET SIZES	1 in. NPT or ISO (Female)	1 in. NPT	Specify either Spigot or NPT model. Flange available on 3 and 4 in. models only.
UNIQUE FEATURE	Weighs just 12 oz. to mount at the hose end.	Provides both Batch (single use) and Cumulative totals.	Sturdy construction with easy access to internal parts.
USE WITH	Water	Water or mild chemicals	Water or mild chemicals
APPROVALS	CE on export model only.	CE, FM, U.L. Classified to Canadian Stds. & ATEX ANNEX VIII	CE
WARRANTY	1 Year	1 Year	1 Year

ACCESSORIES

SPARE PARTS, KITS & ACCESSORIES

GPI carries a full line of spare parts and accessories for our pumps and meters. Contact us toll-free, **1-800-835-0113** for help in selecting the correct replacement kit.



	PART NO.	DESCRIPTION
NOZZLES	110376-01	Automatic Diesel Nozzle - 1 in. NPT, for use with diesel fuel only. Designed for pumps with a minimum flowrate of 20 GPM
	906005-1	Automatic Diesel Nozzle (U.L. Listed) - 1 in. curved spout for M-3025 & M-3130 pump
	906004-98	Automatic Leaded Nozzle (U.L. Listed) - 3/4 in. NPT, curved spout for M-3120
	110121-8	Automatic Unleaded Nozzle - 3/4 in. NPT, straight spout for M-150S, M-180S, M-240S and M-1115S Series
	906001-6	Manual Leaded Nozzle - 3/4 in. NPT, straight spout for M-3120 pump
	110155-4	Manual Leaded Nozzle - 1 in. NPT for M-180S
	906001-10	Manual Leaded Nozzle - 1 in. NPT, straight spout for M-3130 pump
	110155-1	Manual Unleaded Nozzle - 3/4 in. NPT for M-150S, M-240S and M-1115S Series
HOSES	110538-01	B100 Fuel Hose Assembly (U.L. Listed) - 3/4 in. x 14 ft. grounded hose with spring support, P.O.P.
	110539-01	B100 Fuel Hose Assembly (U.L. Listed) - 1 in. x 14 ft. grounded hose with spring support, P.O.P.
	110187-1	Electric Gear Pump Hose Assembly - Buna-N, 3/4 in. x 12 ft. (3.7 m) with static wire
	110523-1	Fuel Hose Kit - 3/4 in. x 12 ft. (3.7 m) with static wire, P.O.P.
	114504-3	Hose and Nozzle Kit for HP-100 and RP-10 Series
	133262-05	Fuel Hose Assembly - 1 in. x 20 ft.
	14120107	Fuel Hose Assembly (U.L. Listed) - 3/4 in. x 18 ft.
	121036-1	Fuel Hose Assembly (U.L. Listed) - 1 in. NPT x 12 ft. with spring

ACCESSORIES



ITEMS



PART NO.	DESCRIPTION
----------	-------------

HOSES (cont'd.)

110049-07	Hose Assembly (U.L. Listed) - 3/4 in. x 20 ft. with spring support
110529-01	Hose Kit - 3/4 in. x 14 ft. (4.2 m) with spring and static wire, P.O.P.
110532-01	Build-your-own Hose Kit - 3/4 in. x 14 ft. (4.2 m) with spring and static wire, P.O.P.
110529-02	Hose Kit - 1 in. x 12 ft. (3.7 m) with static wire, P.O.P.
110529-03	Hose Kit - 1 in. x 14 ft. (4.2 m) with spring and static wire, P.O.P.

FILTERS & FILTER ADAPTERS



906005-67	Aluminum Adapter, 1 in. NPT for 30 and 40 GPM, 1-1/2 - 16 UNF
906006-52	Cast Iron Adapter, 3/4 in. NPT for 18 GPM - 14 UNF
129420-01	Cast Iron Adapter, 1 in. NPT for 18 GPM, 1-3/8 - 12 UNF
906004-88	Cast Iron Adapter, 1 in. NPT for 18 GPM, 1 - 12 UNF
110528-01	Filter Installation Kit includes one pipe nipple 3/4" x 4", two pipe bushings and a roll of pipe thread tape in a blister package
133527-01	Filter Kit, includes 3/4 in. NPT cast iron adapter, 10 micron filter and 3/4 in. x 4 in. nipple
129922-01	Hydraulic Filter - 10 micron
129923-01	Hydraulic Filter - 25 micron
129300-01	Particulate Filter (18 GPM/67 LPM) 10 micron, 1 - 12 UNF
129340-02	Particulate Filter (18 GPM/67 LPM) 10 micron, 1 - 12 UNF. Includes Draincock
129340-01	Particulate Filter (18 GPM/67 LPM) 10 micron, 1-3/8 - 12 UNF. Includes Draincock
129320-01	Particulate Filter (30 GPM/113 LPM) 10 micron, 1-1/2 - 16 UNF
129300-02	Water & Particulate Filter (18 GPM/67 LPM) 10 micron, 1 - 12 UNF
129320-02	Water & Particulate Filter (30 GPM/113 LPM) 10 micron, 1-1/2 - 16 UNF
129340-04	Water & Particulate Filter (Bio-Tek®) (25 GPM/95 LPM) 2 micron, 1 - 12 UNF
129340-05	Water & Particulate Filter (Bio-Tek®) (40 GPM / 151 LPM) 2 micron, 1-1/2 - 16 UNF

WHY GPI?

**GPI PRODUCTS HAVE FIELD
REPLACEABLE PARTS THAT
EXTEND PRODUCT LIFE.**

GPI

ITEMS



**PUMP
ACCESSORIES**

PART NO.	DESCRIPTION
110243-01	Adjustable Suction Pipe, metal, 21-3/4 to 39-1/2 in. (56 to 100 cm) P.O.P.
110100-1	Adjustable Suction Pipe, plastic, 22 to 40 in. (56 to 102 cm)
110527-1	Battery Clamp Kit
133263-01	Battery Clamps - Heavy Duty
110909-1	Bung Adapter Kit includes 2 in. NPT bung adapter
133511-01	Cabinet Base Assembly
142102-01	Cart fits any of the three GPI Oil Pumps. Kit includes a portable, rolling cart, handle with grip, 3/4 in. x 12 ft. hose and suction wand. Hitch and clevis pins are included
110902-1	Nozzle Cover Kit for M-150-EM pump
133170-01	Pedestal Assembly, NPT
110929-01	Power Cord Kit, 22 ft., 12/2 AWG (EZ-8, M-150, M-180, M-240 DC models only)
906001-4	Pressure Vent Cap Assembly
906004-62	Replacement Cap for Vent Cap Assembly (Above)
11080801	Security Collar - Plastic
11081801	Security Collar - Aluminum
110905-1	Shear Key Kit includes shear key for any gear pump
133533-01	Shelf Kit for the FM-530 Remote Dispenser unit
115527-2	Suction Pipe Extension Kit, 15 in. (38 cm) for suction pipe. 55 in. (140 cm) total length
110531-01	Switch Kit (Fits M-120, M-150, M-1100, M-150S, M-180S, M-240S models)
121231-1	Tank Adapter, 2 in. x 1 in. FNPT
121231-5	Tank Adapter, 2 in. x 1-1/4 in. FNPT
13353302	Vacuum Breaker Kit for the M-3120 Electric Pump (20 GPM Pump)
13353303	Vacuum Breaker Kit for the M-3130 Electric Pump (30 GPM Pump)
133514-01	Vapor Recover Kit for M-3120 & M-3130 pumps
133515-01	Vapor Recovery Kit for Cabinet model

ACCESSORIES



ITEMS



PART NO.	DESCRIPTION
----------	-------------

KITS

110906-03	B100 Shaft Seal Conversion Kit for GPI Gear Pumps. Requires min. operating temp. of 40° for B100.
133503-02	B100 Shaft Seal Kit for GPI Vane Pumps. Requires min. operating temp. of 40° for B100
110504-1	Conversion & Overhaul Kit includes two gears, the drive key and replacement seals for the gear cover, motor shaft (use motor shaft seal to convert existing pump to B100 compatible), poppet, strainer and switch coverplate.
13750005	Overhaul Kit for EZ-8 includes motor shaft key, two gears and replacement seals
114505-2	Overhaul Kit for HP-100 Pump Hand includes piston ring, three seals, packing seals and liner.
123503-1	Overhaul Kit for RP-10 Rotary Hand Pump includes vanes, springs, O-rings and gasket
133504-1	Seal Kit includes four replacement seals
133503-1	Shaft Seal Kit includes retaining ring, shaft seal and spacer washer
133501-1	Vane Kit includes shaft key, eight 1.25 in. vanes and one seal
133502-1	Vane Kit includes shaft key, eight 2 in. vanes and one seal

HERBICIDE KIT

111502-2	Hose, Ball Valve Nozzle and Adjustable Suction Pipe for 2 in. bung
----------	--

CABINET MODEL ACCESSORIES


133511-01	Cabinet Base
121512-1	Hose and Nozzle Kit for Cabinet Model Vane Pump with Manual Leaded Nozzle with NPT threads and 3/4 in. x 12 ft. (3.7 m) hose
121512-2	Hose and Nozzle Kit for Cabinet Model Vane Pump with Manual Unleaded Nozzle with NPT threads and 3/4 in. x 12 ft. (3.7 m) hose
121512-3	Hose and Nozzle Kit for Cabinet Model Vane Pump with Automatic Unleaded Nozzle with NPT threads and 3/4 in. x 12 ft. (3.7 m) hose
121512-4	Hose and Nozzle Kit for Cabinet Model Vane Pump with Automatic Leaded Nozzle with NPT threads and 3/4 in. x 12 ft. (3.7 m) hose

WHY GPI?

GPI OFFERS A FULL LINE OF PARTS AND ACCESSORIES IF YOU DAMAGE OR LOSE A PART.



ITEMS



	PART NO.	DESCRIPTION
CABINET MODEL ACCESSORIES (cont'd.)	133170-01	Pedestal Kit
	126517-01	Pulser Kit for FM-530, 115-volt AC
	133515-01	Pump Vapor Recovery Kit
REMOTE DISPENSER PUMPS & BREAKER KITS	133200-10	20 GPM Pump
	133220-05	30 GPM Pump
	133511-01	Cabinet Base - Free-standing
	133533-01	Mounting Shelf Kit
	133514-01	Pump Vapor Recovery Kit
	13353302	Vacuum Breaker Kit for M-3120
	13353303	Vacuum Breaker Kit for M-3130
METER ACCESSORIES	113520-1	Battery Replacement Kit for O3 meter - includes two lithium batteries
	126142-01	Bracket for Western Electronics Pulser Kit
	116000-1	Calibration Container - 5 gallons (Do not use for gasoline.)
	906004-85	Computer Cover - Single Access Port
	906004-86	Computer Cover - Dual Access Port
	126509-1	FM-530 Series Seal Kit includes two fitting O-rings and a housing O-ring
	111506-1	FM-100 Series Overhaul Kit includes replacement seals and O-rings
	111501-1	FM-100 & FM-200 Series Meter Mount Kit includes 3/4 in. nipple & 1 in. to 3/4 in. bushings




REBUILT PRODUCTS

GPI SELLS REBUILT PRODUCTS THROUGH OUR DISTRIBUTORS ONLY

All GPI Rebuilt Products have been thoroughly evaluated based on our strict quality standards. Rebuilt pumps always contain new gears and seals. GPI replaces other



**PUMP
SPECS**



MODEL	M-150S-EM	M-150S-MU or -AU	M-1115S-MU
PART NUMBER	R110000-107	R110000-99 / R110000-100	R110000-81
VOLTAGE & TYPE	12-volt DC - Gear	12-volt DC - Gear	115-volt AC - Gear
FLOWRATE	Up to 15 GPM (57 LPM)	Up to 15 GPM (57 LPM)	Up to 12 GPM (45 LPM)
DUTY CYCLE	30 min. On / 30 min. Off	30 min. On / 30 min. Off	30 min. On / 30 min. Off
POWER CORD	18 ft. (5.5m) x 12/2 AWG	18 ft. (5.5m) x 12/2 AWG	None
NOZZLE	Manual Shutoff	Manual Shutoff (-99) Automatic Shutoff (-100)	Manual Shutoff
INLET/OUTLET SIZE	1 in. / 3/4 in.	1 in. / 3/4 in.	1 in. / 3/4 in.
SUCTION PIPE	Two-piece, Trim-to-fit	Adjustable to 40 in.	Adjustable to 40 in.
HOSE	10 ft. (3.0m) x 3/4 in.	12 ft. (3.7m) x 3/4 in.	12 ft. (3.7m) x 3/4 in.
MOTOR PROTECTION	Circuit breaker for long life.	Circuit breaker for long life.	Internal auxiliary temperature-limiting device & circuit breaker.
UNIQUE FEATURE	Economy model with direct tank mounting.	Convenient Spin Collar for easy installation.	Designed for stationary locations in fleet, agriculture or light industrial applications.
USE WITH	Gasoline (alcohol blends E15), diesel fuel (biodiesel blends B20) and kerosene.	Gasoline (alcohol blends E15), diesel fuel (biodiesel blends B20) and kerosene.	Gasoline (alcohol blends E15), diesel fuel (biodiesel blends B20) and kerosene.
APPROVALS	U.L. Listed Motor. CSA Certified Flammable Liquid Dispenser.	U.L. Listed Motor. CSA Certified Flammable Liquid Dispenser.	Pump and Motor are U.L. Listed and CSA Certified.
WARRANTY	1 Year	1 Year	1 Year

WHY GPI?

**GPI IS THE PROVEN
CHOICE FOR
FUEL TRANSFER
SOLUTIONS.**

components as necessary when we refurbish and test the products. GPI Rebuilt Products include new accessories like the nozzle, power cord, suction pipe and hardware kits.



PUMP SPECS






MODEL	HP-100-NUL
PART NUMBER	R114000-05
PUMP TYPE	Hand Pump - Piston
FLOWRATE	Up to 50 gallons per 100 strokes.
NOZZLE TYPE	Thermoplastic
HOSE TYPE	Buna-N®
HOSE SIZE	8 ft. (2.5m) x 3/4 in.
TANK FITTING	2 in. NPT
INLET/OUTLET SIZE	1 in. / 3/4 in.
SUCTION PIPE	Adjustable to 40 in.
UNIQUE FEATURE	Premium pump moves fluid on both push and pull strokes. Lockable.
USE WITH	Diesel fuel (biodeisel blends B20), gasoline (alcohol blends E15), hydraulic fluid, kerosene and oil (up to 30 wt.).
APPROVALS	None
WARRANTY	1 Year

SPECIALTY PRODUCTS

DEF PUMPS, METERS & ACCESSORIES

GPI offers a variety of products designed specifically for use with DEF. Our pumps are built with rugged plastic components. DEF meters are nylon and PBT polyester and proven in the harsh Ag. Chem. market.

DEF PUMPS

 PUMP SPECS			
MODEL	LP-50	P-120-DEF-2TC-PO	PA-120-DEF-2TC-PO
PART NUMBER	129000-1	118450-02	118450-01
VOLTAGE & TYPE	Lever Hand Pump	Electric - 12-volt DC	Electric - 115-volt AC
FLOWRATE	Up to 1 pint per stroke.	12 GPM (45 LPM)	12 GPM (45 LPM)
DUTY CYCLE	N/A	30 min. On / 30 min. Off (Cycle will vary with viscosity and temperature.)	30 min. On / 30 min. Off (Cycle will vary with viscosity and temperature.)
POWER CORD	N/A	14 ga., 20 ft. (6.1m)	18 ga., 3 wire, grounded plug equipped with circuit breaker
NOZZLE	Molded Acetal spout	Order separately.	Order separately.
INLET/OUTLET SIZE	2 in. NPT tank fitting	2 in. NPS	2 in. NPS
SUCTION PIPE	Expandable to fit drums to 36 in. deep.	Adjustable	Adjustable
HOSE	N/A	Order separately.	Order separately.
UNIQUE FEATURE	Unique design for smooth and easy strokes. Design eliminate seal leakage.	Proven 12-volt pump, specifically designed for DEF. (Includes battery clamps.)	Proven 115-volt pump, specifically designed for DEF.
APPROVALS	None	CSA Certified	CSA Certified
WARRANTY	90 Days	2 Year	2 Year

DEF METERS



**METER
SPECS**



MODEL	01N31GM-U	FM-300U
PART NUMBER	113255-24	120000-32
CONSTRUCTION & TYPE	Nylon digital turbine	PBT Polyester - Electronic Disc
FLOW RANGE	3-30 GPM (10-100 LPM)	2-20 GPM (7-75 LPM)
ACCURACY	± 5.0 of reading	± 2.0 of reading
PRESSURE RATING	150 PSI	50 PSI
INLET/OUTLET SIZES	1 inch	1 inch
THREAD TYPE	NPT	NPT
POWERED BY	Two AAA replaceable batteries	9-volt alkaline battery
WARRANTY	1 Year	2 Year

DEF ACCESSORIES

MODEL	DEF HOSE	DEF NOZZLE
PART NUMBER	150200-01	906006-83
TYPE	3/4 in. x 12 ft. hose with NPT fitting	3/4 in. automatic shutoff nozzle

SPECIALTY PRODUCTS

E85 PRODUCTS



E85 PUMPS

GPI Offers two pumps specifically designed for use with E85. Choose the **M-3120-E85-PO** for a basic E85 model. If you need a longer lasting pump, upgrade to the nickle plated **M-3120-E85NP-PO**.

These pumps are U.L. Listed to U.S. and Canadian safety standards.

MODEL	M-3120-E85-PUMP	M-3120-E85NP-PUMP
PART NUMBER	133720-01	133740-01
TYPE & VOLTAGE	Electric Vane - 115-volt AC	Electric Vane - 115-volt AC
FLOW RANGE	20 GPM (76 LPM)	20 GPM (76 LPM)
DUTY CYCLE	30 min. On / 30 min. Off	30 min. On / 30 min. Off
POWER CORD	None	None
HOSE & NOZZLE	Order separately.	Order separately.
PUMP HOUSING	Cast Iron	Nickle Plated
INLET/OUTLET	1 inch	1 inch
SUCTION PIPE	None	None
WARRANTY	1 Year	2 Year

Both pumps are 115-volt AC Vane Pumps and deliver 20 GPM (75 LPM).



SPECIALTY PRODUCTS

METHANOL PUMPS & METERS

METHANOL PUMPS

 SPECS				
	MODEL	EZ-8-METHANOL	M-150S-METHANOL	M-1115S-METHANOL
	PART NUMBER	137700-01	110700-01	110700-04
	CONSTRUCTION & TYPE	Electric Gear - 12-volt DC	Electric Gear - 12-volt DC	Electric Gear - 115-volt AC
	FLOW RANGE	8 GPM (30 LPM)	12 GPM (45 LPM)	12 GPM (45 LPM)
	DUTY CYCLE	15 min. On / 30 min. Off	30 min. On / 30 min. Off	30 min. On / 30 min. Off
	HOSE & NOZZLE	Order separately.	Order separately.	Order separately.
	APPROVALS	Motor is U.L. Listed to U.S. and Canadian Safety Standards.	Motor is U.L. Listed to U.S. and Canadian Safety Standards.	Pump and Motor are U.L. Listed and CSA Certified.
	WARRANTY	2 Year	2 Year	2 Year

METHANOL METERS

SPECS	 <p>“Look for the red label!”</p>	 <p>“Look for the silver label!”</p>	
	MODEL	01A31GMME	03A31GMME
	PART NUMBER	113700-02	113700-01
	CONSTRUCTION & TYPE	Aluminum Turbine Meter with nickel plating	Aluminum Turbine Meter with nickel plating
	FLOW RANGE	3-30 GPM (10-100 LPM)	3-50 GPM (10-190 LPM)
	ACCURACY	± 5.0% of reading	± 1.5% of reading
	WARRANTY	2 Year	1 Year



Trusted Worldwide



GPI MEANS PERFORMANCE

Most GPI products are manufactured in the USA and carry a full two year warranty. All design, manufacture and testing is completed at our large facility using the latest in Quality standards.

Our products perform year after year, in extreme weather, under the most demanding operational conditions. We support our products with service that begins with experienced, committed sales people and continues through meaningful business assistance to dealers and telephone assistance to customers.

For further information on products, sales, or service, please call toll-free **1-800-835-0113**.



GREAT PLAINS INDUSTRIES, INC.

5252 East 36th Street North • Wichita, KS USA 67220-3205
TEL: 1-800-835-0113 or 316-686-7361 • FAX: 316-686-6746

"A Great Plains Ventures Subsidiary."

www.gpipumps.net